



Load and unload storage system 01



Motorised Roller Conveyor 02

Vegapack

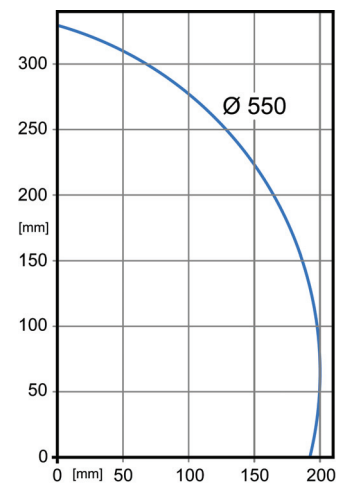
semiautomatic cutting centre for cutting aluminium profile bundles with front blade




VEGAPACK is a 90° cutting centre built exclusively to cut aluminium profile bundles. The centre is composed of several interconnected units which allow a single operator to manage the entire work cycle, from the loading to the unloading phase of the custom-cut bundles. Loading operations can be carried out by one operator alone, possibly helped by using an UPLOADER copy router lift (supplied separately) which facilitates deposit of the bundles onto the load unit.

A motorised roller conveyor then brings the bundle to the cutting unit, which carries out an initial trimming of the bundle and then the subsequent customised cutting (work cycle set by software). The roller conveyor can be in itself the loading area or it can be equipped with a step-by-step accumulation-operated loader bench (max. 4-5 bundles).


Cutting swarf is discharged automatically by displacement of the central roller conveyor applied to the cutting unit. The pieces cut off from the bundle are evacuated from the cutting zone by the unloading table roller conveyor and picked up by belts to be unloaded manually by the operator.



Reference stop 03



Cutting unit 04



The pictures are provided by way of illustration only

Automatic swarf discharge 05



Vegapack

Automatic cutting centre with front blade

01

Load and unload storage system

The workpiece load and unload storage system is equipped with an automatic belt traversing system with step-by-step accumulation operation adjusted by sensors. This makes it possible to work nonstop reducing the time of the cycle. The unloading storage system, available in two sizes, accumulates finished workpieces up to a maximum of 5 bundles and a specific sensor informs the operator when it is full to allow him to unload manually.

02

Motorised Roller Conveyor

A sensor-controlled motorised roller conveyor moves the bundles from the loading storage system to the cutting unit and finally to the discharge of the cut pieces. In the standard machine version, without the loading storage unit, the roller conveyor is itself the loading area of the profile bundle.

03

Reference stop

The reference stop is mounted on a trolley with numerically controlled positioning (CNC). The machined material is moved with motorised rollers and blocked with horizontal and vertical clamps to be cut to measure.

04

Cutting unit

The cutting unit consists in a front single head cutting off machine driven hydro-pneumatically, equipped with a 550 mm Widia blade with a 90° cut. The machining cycle is optimised by the creation of the cutting lists, thus allowing the reduction of waste and the decrease in times for the workpiece load-unload.

05

Automatic swarf discharge

Cutting swarf is evacuated automatically by a special central roller conveyor placed between the loading and unloading area applied to the cutting unit. When cut pieces are unloaded, the roller conveyor moves dropping the swarf into the underlying container. If the cut material is too long it is evacuated regularly on the unloading storage system.

AXES TRAVEL	
X AXIS gauge trolley travel (mm)	3,450
POSITIONING SPEED	
X AXIS (m/min)	30
WORK FIELD	
Max loadable length (mm)	6000
Min loadable length (mm)	2000
Min cutting length in automatic (mm)	300
Max cutting length in automatic (depending on version) (mm)	3400 / 6000
CUTTING UNIT	
Widia Blade (mm)	Ø = 550
Diameter of blade shaft (mm)	32
Three-phase blade motor power (kW)	4
Hydro-pneumatic blade advancement	•
SAFETY DEVICES AND PROTECTIONS	
Pneumatic cutting zone local protection	•
Wall connection right and left metal fence	•
WORKPIECE LOCKING	
Vertical pneumatic clamps with pressure reducer equipped with pressure gauge	2
Horizontal pneumatic clamps with pressure reducer equipped with pressure gauge	2
LOADING UNIT	
Motorised loading roller conveyor	•
Belt loading storage system with max 5 material bundles (depending on version)	•
Max storage system capacity (kg)	300
UNLOADING UNIT	
Belt unloading storage system with max 5 material bundles	•
Max capacity kg	100
COMMAND AND CONTROL UNIT	
Electric cabinet	•
Pneumatic panel	•
PLC with compatible Intel processor 100 MHz	•
LCD-TFT 6" colour graphical display Touch Screen	•
RAM 64 Mb memory	•
Compact Flash 64 MB	•
USB ports	1
RJ45 network card	•

- included
- available