



emmegi

Aluminium

S
Steel

P
Pvc

en #1


MSP 400-350

Single head cutting-off machine



Clamps

01

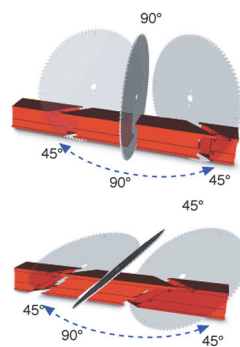


Cutting zone

02



Single head chop saw (downstroking cutting-off machine) with left loading side, rotation of the cutting head by 45° (to right and left) and manual tilting by 45° about the horizontal axis.



Control

03



The images are only given for illustrative purposes

MSP 400-350

Single head cutting-off machine

01 Clamps

The machine is provided with a set of horizontal clamps which are actuated pneumatically in the S version, while they are manually actuated in the M version.

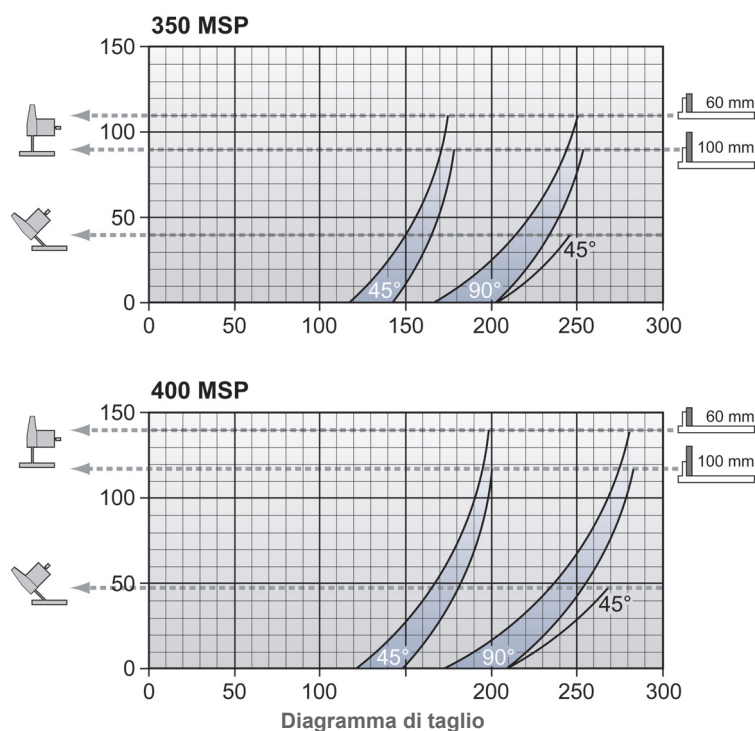
02 Cutting zone

The rugged cast iron horizontal work table with relative vertical fence rigidly coupled to the table forms the workpiece clamping area, extending over a considerable support area to allow optimum clamping of the workpieces.

03 Control

The manual actuator for the downstroking blade is provided with a mechanical safety interlock which prevents any accidental movements. It also determines the gradual outfeed of the blade.

Angular positioning of the cutting head is through rotation of the horizontal table with mechanically indexed locking in steps of 45° (right and left) and manual locking for the intermediate angles.



BLADE	
Carbide-tipped blade (depending on model) (mm)	350 400
BLADE FEED	
Manual	
CUTTING ZONE GUARDS	
Local guard, mechanically operated	
LUBRICATION SYSTEM	
Spray-mist lubrication with water and oil emulsion	
CLAMPS	
Pair of manual or pneumatic horizontal clamps (depending on model)	
MOTOR	
Three-phase brake motor, operating time 10 sec. (kW)	2,2