

Swivelling castors 01




Contact surfaces 02



Transit YP
Trolley



A correct flow of materials, whether semi-finished or finished products, or parts in the assembly phase, plays an important role in rationalizing and optimizing the production cycle. The Emmegi Logistics line offers companies a concrete solution to all storage, handling and assembly problems. Transit YP is a trolley for handling and storing wooden frames and glazing on the assembly lines.



Compartments 03



Transit YP

Trolley

01 Swivelling castors

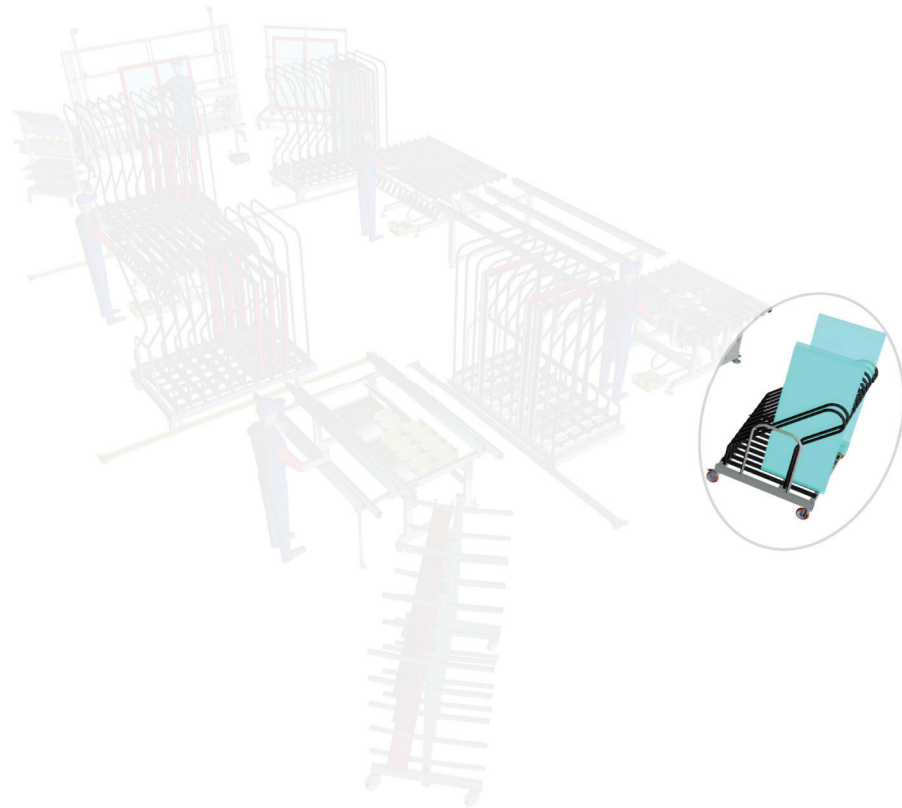
The trolley has 4 swivelling castors with brakes which ensure great mobility and easy handling. The brakes enable it to be locked in position in the various work areas.

02 Contact surfaces

All contact surfaces are coated with soft anti-slip PVC which prevents damage to them when the profiles are put in position.

03 Compartments

The trolley has twice the number of compartments, which enable it to hold a much larger number of workpieces, thus ensuring a considerable saving in the amount of space occupied.



TECHNICAL CHARACTERISTICS

Depth of compartment (mm)	999
Base	1.240x1.010
Vertical support, height (mm)	1.305
Compartments	10x2
Soft anti-slip PVC-coated contact surfaces	
Broad supporting base	
Push handle	
4 swivelling castors, 2 with brake	ø 125 mm
Load capacity (kg)	500