

Satellite XL


Machining centre

Blade

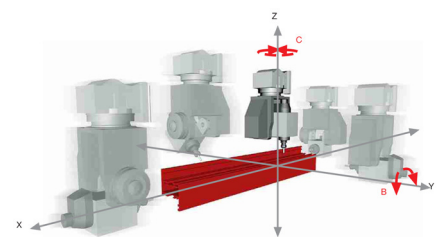
01

Tool magazine

02



5-axis CNC machining centre with mobile gantry structure, designed for milling, drilling, thread-cutting and slotting operations, on bars or workpieces made of aluminium, PVC, light alloys in general and steel. The mobile part of the machine consists of a gantry provided with precision rack drive. The high power electro-spindle (10 kW S1) with HSK40E toolholder, allows performing machining operations with excellent results in terms of rapidity and accuracy. The 9-place tool magazine is located behind the mobile gantry. The 300 mm blade tool is housed separately. The machine can be used in double mode which allows minimizing machine downtimes as it is possible to carry out the workpiece change operations (loading/unloading) in concurrent operation time. It is also possible to load, then machine, workpieces with different codes and machining operations between the two work areas. The column is provided with a guard which, besides protecting the operator, allows reducing the environmental noise impact.



Vices



03

Double mode

04

Profile thickness gauge (optional)

05



Satellite XL

Machining centre

01 Blade

The tool magazine includes a specific place for toolholder taper for disc blade diameter 300 mm. Such tool allows, at max. speed with max. accuracy and safety, cuts at an angle with respect to the A and B axes. It is also possible to perform end milling on the profiles as well as trimming or cutting along the X axis.

02 Tool magazine

The high-speed tool magazine with large capacity, is installed directly on the machine slide; thanks to its drop-away location and dedicated accommodation, it ensures maximum protection of the tool tapers against swarf or accidental collision. The tool magazine can contain up to 10 (9 + blade dia. 300 mm) toolholders, configurable as required by the operator.

03 Vices

The vice set is able to ensure correct and secure gripping of profiles, also large ones, made of aluminium, steel, PVC etc. Each vice set runs via Vee ways on the machine table; counterblocks can be fitted and removed with great speed and accuracy on each vice set, thus making the machine highly flexible and versatile. The vices are also of compact design, so as to allow min. overall size with respect to the workpiece.

04 Double mode

Innovative work system which enables minimizing machine downtimes during workpiece loading and unloading. This system allows loading, and consequent machining, between the two work areas, of workpieces with different lengths, codes and machining operations. Thanks to such solution, the machine can be used to great advantage in widely differing fields of application.

05 Profile thickness gauge (optional)

Device which allows automatic correction of dimensional errors in workpiece length and height. Thanks to this, the machine accuracy characteristics are not affected by differences between the theoretical and actual workpiece dimensions.



Single-piece Mode (right)

Single-piece Mode (left)

Dynamic Double Mode

AXIS TRAVEL

X AXIS (longitudinal) (mm)	6650 10000
Y AXIS (cross) (mm)	800
Z AXIS (vertical) (mm)	525
B AXIS (vertical – horizontal rotation)	0° ÷ 90°
C AXIS (rotation, vertical axis)	0° ÷ 360°

POSITIONING SPEED

X AXIS (m/min)	58
Y AXIS (m/min)	32
Z AXIS (m/min)	32
B AXIS (°/min)	8100
C AXIS (°/min)	8100

ELECTRO-SPINDLE

Max. power rating (S1) (kW)	10
Max. speed (rpm)	24000
Max. torque (Nm)	12,7
Tool taper	HSK-40E

AUTOMATIC TOOL MAGAZINE ON BOARD SLIDE

Number of tools in magazine	9 + 1
Max. tool size loadable in the magazine (mm)	Ø=50 L=190
Max. blade size loadable in the magazine (mm)	Ø=340 L=150

MACHINABLE FACES

With straight tool (top face, side faces and ends)	5
With blade tool dia. 300 mm (top face, side faces and ends)	1 + 2 + 2

MACHINING CAPACITY (Base x Height x Length)

Max. workpiece size, machinable on 1 face, held in standard vice with tool length (A) L=65mm plus toolholder (B) L=145mm	400 x 390 x 6890 400 x 390 x 10570
Max. workpiece size, machinable on 1 face, held in special fixture with tool length (A) L=65mm plus toolholder (B) L=145mm	800 x 390 x 6890 800 x 390 x 10570
Max. workpiece size, machinable on 3 faces with tool length (A) L=65mm plus toolholder (B) L=145mm	330 x 390 x 6890 330 x 390 x 10570
Max. workpiece size, machinable on 5 faces with tool length (A) L=65mm plus toolholder (B) L=145mm	330 x 390 x 6090 330 x 390 x 9770

TAPPING CAPACITY (with tap on aluminium and through hole)

With compensating chuck	M10
With rigid tapping	M12

WORKPIECE CLAMPING

Standard number of air-operated vices	6 8
Max. number of air-operated vices	12
Max. number of vices per area	6