




emmegi

Aluminium


Steel  
Pvc

en #3



Vices


01




Swivel table

02

# Phantomatic T3 Star Machining centre



CNC machining centre with 4 controlled axes, designed for machining operations on bars or workpieces made of aluminium, PVC, light alloys in general or steel up to 3 mm. It is provided with a 4-place tool magazine, capable of containing 2 angle machining heads and a side milling cutter, for machining on the 5 faces of the workpiece. The presence of a continuously rotating work table (N/C axis) allows machining at any angle from - 90° to + 90° and on the two ends with the two-way angle machining head and with the table at 0°.



Tool magazine



03

Operator interface

04

Pneumatic stops

05



# Phantomatic T3 Star

Machining centre

## 01 Vices

The vice system is with automatic positioning along the X axis. This allows very easy position of each vice set when clamping on the profile. Indication of the position and checking for correct positioning are handled by the N/C which displays such information directly on the monitor.

## 02 Swivel table

N/C swivel table able to rotate in the range from 0° to -180° including intermediate angles. Such solution allows machining on steel, aluminium and PVC profiles at max. speed and with great accuracy, without having to turn the workpiece manually or use angle machining attachments, thus full use can be made of the electro-spindle power under any operating conditions.

## 03 Tool magazine


The new tool magazine of circular shape, is designed to take up less space. Not only does it allow positioning of very large extruded sections in the machine, it also allows very quick tool change. The metal protective cover offers maximum protection of the tool tapers against swarf and accidental collision. The tool magazine can hold up to 4 (8 on request) toolholders with their corresponding tools, which can be configured as required by the operator.

## 04 Operator interface


The new version of the control system, with pendant interface, allows the operator to view the monitor from any position, as it is can be pivoted about the vertical axis. The operator interface features a 15" touchscreen provided with all the necessary USB connections for remote interfacing with the PC and N/C. It is also provided with a control panel, mouse and keyboard. It also has predisposition for connection of a barcode reader and remote control panel. An easily accessible front USB socket replaces the floppy disk and CD-ROM drives.

## 05 Pneumatic stops

The machine is provided with rugged stops serving as bar reference: one placed on the right side and the other on the left. Each stop, operated by an air cylinder, is of the drop-away type and is selected (depending on the machining operations to be carried out) by the machine software. The advantages of the double stop can be summed up as follows: it is possible to load two or more profiles for working in multi-piece mode; it is also possible to reposition the bar or section and perform machining operations on especially long profiles.



Single-piece mode



Multi-piece mode  
max 2 workpieces

| AXIS TRAVEL  |                          |
|--|--------------------------|
| X AXIS (longitudinal) (mm)   | 4300                     |
| Y AXIS (cross) (mm)  | 270                      |
| Z AXIS (vertical) (mm)   | 300                      |
| A AXIS (automatic workpiece rotation)                              | - 90° + 90°              |
| ELECTRO-SPINDLE  |                          |
| Max. power rating (S1) (kW)  | 5,5                      |
| Max. power rating (S1) (kW) (optional)                             | 7,5                      |
| Max. speed (rpm)   | 20000                    |
| Tool taper   | HSK 63F                  |
| AUTOMATIC TOOL MAGAZINE  |                          |
| Max. number of tools in the tool magazine                          | 4 standard<br>8 optional |
| Max. number of angle machining heads loadable in the tool magazine | 2                        |
| Max. blade diameter loadable in the tool magazine (mm)             | Ø 180                    |
| FUNCTIONS  |                          |
| Multi-piece operation  | ○                        |
| MACHINABLE FACES   |                          |
| With straight tool (top face, side faces)                          | 3                        |
| With angular unit (lateral sides, heads)                           | 2 + 2                    |
| With blade tool (top face, side faces and ends)                    | 1 + 2 + 2                |
| TAPPING CAPACITY (with tap on aluminium and through hole)          |                          |
| With compensating chuck  | M8                       |
| Rigid tapping (optional, only with 7.5 kW electro-spindle)         | M10                      |
| WORKPIECE CLAMPING   |                          |
| Standard number of vices   | 4                        |
| Max. number of vices   | 4                        |
| Automatic vice positioning through the X axis                      | ●                        |