




FERMO MV / VIS
Stop gauge



Digital readout VIS 01





Digital readout MV 02



Stop gauge system with profile support, positioning of the stop via handwheel and reading of position on the digital readout. Tolerance on positioning ± 0.5 mm.

Handwheel 03

Reference stop 04



The images are only given for illustrative purposes

Fermo MV / VIS

Stop gauge

01

Digital readout VIS

Digital readout which allows reprogramming the machine zero. It indicates the positional dimension of the stop, corresponding to the workpiece length.

02

Digital readout MV

Digital instrument which allows displaying the positional dimension of the stop, corresponding to the workpiece length.

03


Handwheel

The handwheel serves for moving the stop into position.

04


Reference stop

Based on a slide running on a ball bushing actuated by a mechanical drive mechanism. As such system refers to the centre of the blade, it allows determining the workpiece length.



emmeggi

en #3

Aluminium
 Steel
 Pvc



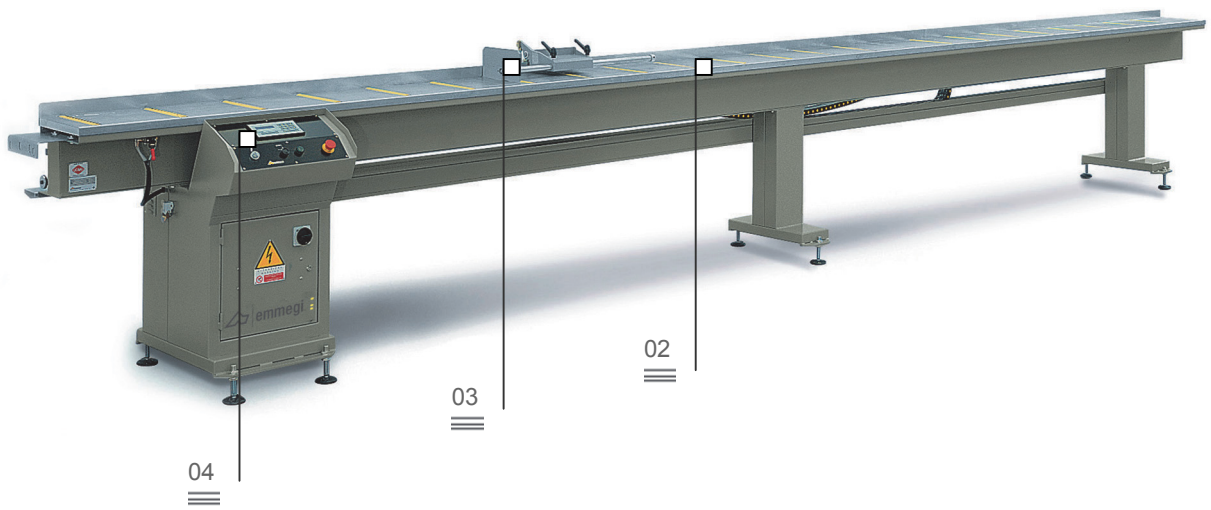
Side view 01



Roll 02


MICROBO

Stop gauge



Stop gauge and profile support system, driven by DC motor, complete with electronic read-out through encoder. Tolerance on repeatability of measurement ± 0.3 mm.

Reference stop 03



Control 04



Bar Code reader (optional) 05



MICROBO

Stop gauge

01 Side view	02 Roll	03 Reference stop	04 Control	05 Bar Code reader (optional)
Accurate and rigid connection to the cutting machine is via a special steel bracket.	PVC covered steel rolls, size 295 mm, allow efficient conveying of the profile, with no risk of surface damage.	Based on a slide running on a ball bushing actuated by a drive mechanism with numerical control. As such system refers to the centre of the blade, it allows determining the workpiece length.	The control console allows full control of the machine operating functions. Thanks to the PCL instrument it is possible to prepare the cutting lists, then allow repositioning of the stop in sequential and automatic mode.	Using the Bar code reader, the system automatically identifies the profile and sets the stop in the relevant preset position, thus reducing cycle times.

CONTROL CHARACTERISTICS

Back-lit display

Execution of single positioning operations

Memorization of 99 profile compensations with automatic calculation of the size for angle cuts

Memorization of 30 cutting lists (each with 50 lines) via keyboard

MACHINE CHARACTERISTICS

PVC covered steel rolls (size 295) running on bearings

Pneumatic lifting of the workpiece stop

Max. travel (depending on model) (mm)

2700/4200/7200



FERMOMATIC
DATA SHEET NOT AVAILABLE

SCHEDA TECNICA NON DISPONIBILE

www.emmegi.com